

Happy Choices

Volume 2



Lyrics provided on
[www.happychoices.
weebly.com](http://www.happychoices.weebly.com)

I Can Be

I Can Be



I can be anything. You can be anything. I can be anything,
but most of all I like being me.

I can be what I want to be. You can be what you want to
be. I can be what I want to be, but most of all I like
being me. (Song sang 2x and change keys on 2x)

I can be a doctor; I can be a lawyer,
I can be a gymnast or I can be a pianist.
I can be a fireman or I can be a policeman,
But most of all I like being me.

I can be anything. You can be anything.
I can be anything, but most of all I like being me.

True Friends



True friends are people that you don't often find,
But the friend I have I know will always be mine.
My friend I know is special to me,
In His heart is where He says I will always be.

My friend is special to me in every way,
He brings joy, we grow closer everyday.
When I'm feeling low and hurt deep inside,
He understands and is always right on time.

We are friends no matter where we are,
We'll always be together no matter how far.
I knew right from the start that we would never part.
We are friends.

Take Your Instrument

Take your instrument and clap, clap, clap.(2x)

With a clap, clap, clap and a clap, clap, clap.

Take your instrument and clap, clap clap.

Take your instrument and tap, tap, tap.(2x)

With a tap, tap, tap and a tap, tap, tap.

Take your instrument and tap, tap, tap.

Take your instrument and bang boom bang.(2x)

With a bang boom bang and a bang boom bang.

Take your instrument and bang boom bang.

Take your instrument and clap.(3x)

Take your instrument and tap.(3x)

With a clap (3x) and a tap.(3x)

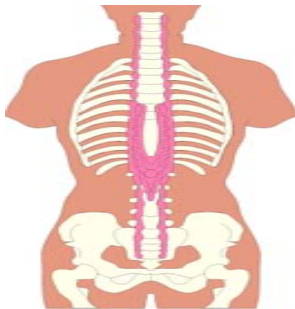

Take your instrument and bang boom bang!!

(Activity 4: Use hands or instruments to demonstrate
motor and cognitive skills.)

(ACTIVITY 4)

The BONES

My skull bone is located in my head
And my spine is located in my back.



My ribs in my body
are part of my chest
and my hips and my thighs
help me twist, twist, twist.
My kneecaps in my legs are
called the patella bones and
the shinbones in my legs help
me to stand.

(ACTIVITY 1)

Wiggle Song



Take your hands and wiggle your fingers. Take your feet and stomp, stomp, stomp.

Take your hands and wiggle your fingers. Put your feet together and jump, jump, jump.

Up and down, back up and turn around. (2X)

Take your fingers and snap, snap, snap. Put your hands together and clap, clap, clap.

Take your fingers and snap, snap, snap. Stick your arms out and do the quack, quack, quack.

Up and down, back up and turn around. (2X) (Yeah!!!)

(ACTIVITY 2)

lister

Listen on the first time, the first time only.

Listen on the first time, not the second time around.

Listen on the first time, the first time only.

Listen on the first time, not the second time around.



When Daddy says it's time for bed,
but you want to play instead.

Listen on the first time,
not the second time around.

When the teacher says it's time
for lunch,

but you want to have some fun.

Listen on the first time,
not the second time around.

OHHHH!



Activity 3

(CIRCLE TIME ACTIVITY)

Activity 3

Have child/students demonstrate understanding of senses and their functions.

Ask child/students what do they enjoy seeing with their eyes, smelling with their nose, tasting with their mouth and hearing with their ears.



Activity 1 & 2

(CIRCLE TIME ACTIVITIES)



Bones Song



Activity 1

Have child/students stand and demonstrate cognitive and motor skills by identifying body parts as song is being played.



Wiggle Song

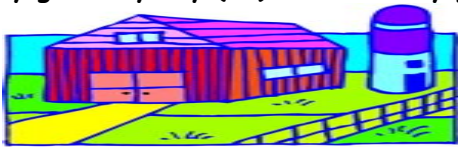


Activity 2

Have child/students demonstrate range and motion. Ask child/students what different activities can they do with their hands, feet and arms.

Granny's Farm

When I go to Granny's farm the cow goes moo (3x) oh the cow goes moo. The cat goes meow (3x) oh the cat goes meow. The doggy goes woof woof (3x) oh the doggy goes woof woof. The duck goes quack quack (3x) oh the duck goes quack quack. The sheep goes baa (3x) oh, sheep goes baa. The rooster goes cockadoodle (3x) oh the rooster goes cockadoodle. The pig goes oink oink (3x) oh the pig goes oink oink. The horsy goes nay nay (3x) oh the horsy goes nay.



When I leave Granny's farm the car goes vroom vroom (3x) oh the car goes vroom, vroom. The horn goes beep beep (3x) oh the horn goes beep beep. The wheel goes round and round (3x) oh the wheel goes round and round. The wipers go swish swish (3x) oh the wipers go swish swish. The train goes choo choo (3x) oh the train goes choo choo. The brakes go e-rr. The brakes go e-rr. Oh I go bye-bye.

My Senses



My eyes help me to see
and my ears help me to hear.

My nose help me to smell
and my mouth helps me to tell.

To tell of the blessing given to me.
I've got ears, a nose, a mouth.(3x)
two eyes that see.

I've got ears, a nose, a mouth.(3x)
two eyes that s---eeee-eee.

(ACTIVITY 3)

Colors

(CONTINUED)

APPLE spells apple (rpt), apple (rpt), apple.

APPLE spells apple, apples are red.

HEART spells heart (rpt), heart (rpt), heart (rpt)

HEART spells heart, hearts are red.

ROSES spells roses (rpt), roses (rpt), roses (rpt)

ROSES spells roses, roses are red.

HEARTS are red.

APPLES are red.

That Attitude

Lose, lose, lose that attitude, you need to lose, lose, lose that attitude. (rpt 2x)

When things don't go your way, you want to pout and fuss. When things don't go your way, you want to shout and cry. You need to lose, lose, lose that attitude.



When it's time to eat your dinner you won't finish all your vegetables.

When it's time to line up and you're not chosen to be the line leader.

Lose, lose, lose that attitude.

Everybody, lose, lose, lose that attitude.

You need to lose, lose, lose that attitude. (rpt 2x)

I love You Granny

I love you so much Granny
because you first loved me.

I love you so much Granny without you
where would I be.

Oh your love is like the rainbow it will never end.

Oh your love is like the sun shining
over and over again.

Oh your love is like the ocean,
wide, but oh so deep.

Oh I love you so much Granny,
without you where would I be.



Colors

Red spells red.(rpt)

Blue spells blue.(rpt) (2x)

Red apples (rpt) Blue skies (rpt)

Red apples (rpt) That's why.

Red spells red.(rpt) Blue spells blue.(rpt)



Green spells green, that's the color of a little string bean.
Black spells black, that's the color of the shirt on my back.

Brown spells brown, that's the color
of the dirt on the ground.

Yellow is the color of my favorite shoes.

Orange is my favorite fruit to eat.

Purple is my favorite color to see!

Red spells red.(rpt) Blue spells blue.

COLORS!!!

Thank You

Thank you Lord God for giving me a desire
to help children make happy choices.

Thank you Wesley for your encouragement,
your love and support.

Mom, Dad, Sydney, Jade, Chrissy, Charmin, Terry,
Chauncy, David, Shiril, Regina W., Marie, Mrs. Mitchell and
Kings Learning Center, Mrs. Newsom and the Davis Family
for believing in me.

Thank you New Life, Agape, Central and
Kirkwood SDA Churches, and
First Baptist Church of Maplewood.

Special thanks to all of the
parents of the Happy Choices team.

To all of my family friends and students I thank you.

Vocals: JAMari Jackson, Selena Cossia,
Lauren Tillis, Sydney Lyles, Naomi Foster

Guitar: Eric Wilson

Keyboards: Teondra Lyles

Sound Effects and Beats: Nzumba "Zum" Chambwa